

3400 Series: Heavy-Duty Aluminum Step

CSA Approved Grade 1

ANSI Type 1 – 250 lb rated

- High strength to weight ratio provides an economical alternative for general contractor work.
- 3" slip-resistant, serrated steps and side rails.
- Super tough, molded copolymer top.
- Heavy-duty hinged pail tray.
- Steel spreader arms.
- Heavy duty rubber safety shoes.

FEATHERLITE
INDUSTRIAL LADDERS



ITEM NO.	SIZE	OPEN HEIGHT	STANDING HEIGHT	BASE WIDTH	BASE DEPTH	WEIGHT	
						lbs	kgs
LAD-3402	2'	22"	11"	16"	20"	5	2.3
LAD-3403	3'	34"	23"	17"	25"	8	3.6
LAD-3404	4'	46"	24"	19"	30"	12	5.5
LAD-3405	5'	57"	34"	20"	35"	14	6.4
LAD-3406	6'	68"	46"	21"	41"	17	7.7
LAD-3408	8'	91"	68"	24"	54"	22	9.9
LAD-3410	10'	114"	91"	26"	67"	28	12.7

Duty Ratings

Featherlite ladders are stringently tested to conform, where applicable, to the requirements of the Canadian Standards Association (CSA), the American National Standards Institute (ANSI), and the Occupational Health and Safety Act (OSHA).

Currently, the maximum CSA rating is Grade 1: 250 lb; however, ANSI encompasses two additional ratings: Type 1A: 300 lb, and Type 1AA: 375 lb.

Duty Rating	Rated Use	CSA Code	ANSI Code
200 lb	Light duty, household	Grade 3	Type III
225 lb	Medium duty, commercial	Grade 2	Type II
250 lb	Heavy duty, industrial	Grade 1	Type I
300 lb	Extra-heavy duty, industrial	N/A	Type 1A
375 lb	Super-heavy duty, industrial	N/A	Type 1AA

Rolling ladders

also available

Call for details

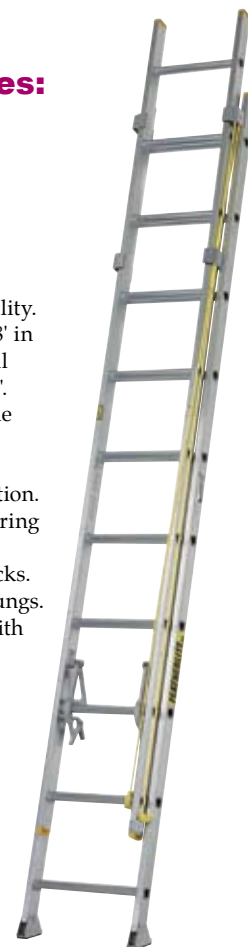
4200D and 4360 Series: Extra Heavy-Duty Aluminum Straight Extension

CSA Approved Grade 1

ANSI Type 1A – 300 lb rated

- Rigid "Box Section" side rails, unequalled in strength and durability.
- Side rails for 4200 D series up to 28' in length measure 2 7/8" x 7/8". For all others, side rails measure 3.25" x 1".
- Side-mounted rope pulley and slide guide system keeps rope clear of climber's feet and allows effortless raising and lowering of the fly section.
- Yellow ABS, high impact, non-marring end caps.
- Heavy-duty, zinc, die-cast rung locks.
- Slip-resistant serrated aluminum rungs.
- Cross-ribbed, rubber, swivel feet with ice pick.

FEATHERLITE
INDUSTRIAL LADDERS



4200D

Two Section Extension – D Rung

ITEM NO.	SIZE	OPEN LENGTH	BASE SECTION		FLY SECTION		WEIGHT	
			OUTSIDE WIDTH	INSIDE WIDTH	OUTSIDE WIDTH	INSIDE WIDTH	lbs	kgs
LAD-4216D	16'	13'	17"	15.25"	14.5"	12.75"	29	13.2
LAD-4220D	20'	17'	17"	15.25"	14.5"	12.75"	37	16.8
LAD-4224D	24'	21'	17"	15.25"	14.5"	12.75"	44	20.0
LAD-4228D	28'	25'	17"	15.25"	14.5"	12.75"	50	22.7
LAD-4232D	32'	29'	18.5"	16.5"	15-7/8"	13-7/8"	69	31.3
LAD-4236D	36'	32'	18.5"	16.5"	15-7/8"	13-7/8"	78	35.4
LAD-4240D	40'	35'	18.5"	16.5"	15-7/8"	13-7/8"	86	39.0
LAD-4244D	44'	39'	18.5"	16.5"	15-7/8"	13-7/8"	94	42.6

Three Section Extension – Round Rung

ITEM NO.	SIZE	OPEN LENGTH	BASE SECTION		MIDDLE SECTION		FLY SECTION		WEIGHT	
			OUTSIDE WIDTH	INSIDE WIDTH	OUTSIDE WIDTH	INSIDE WIDTH	OUTSIDE WIDTH	INSIDE WIDTH	lbs	kgs
LAD-4360	60'	50'	21.75"	19"	18.5"	16.5"	16"	14"	128	58

PH (905) 898-6906 TOLL FREE 1-877-DIAL-ISS or FAX (905) 898-1597

WEBSITE: www.internationalsafety.com



LADDERS

10-12

6900 Series: Extra Heavy-Duty Fibreglass Step

CSA Approved Grade 1
ANSI Type 1A – 300 lb rated

- Durable, non-conductive, "C" channel side rails in high visibility, safety yellow.
- Widened flare for greater stability.
- Slip-resistant, serrated aluminum steps.
- Super-tough molded copolymer top.
- Inside spreader arms complete with "wrap-around" brackets to strengthen spreader-to-rail connection.
- Heavy duty rubber safety shoes.



FEATHERLITE
INDUSTRIAL LADDERS

ITEM NO.	SIZE	OPEN HEIGHT	STANDING HEIGHT	BASE WIDTH	BASE DEPTH	WEIGHT	
						lbs	kgs
LAD-6903	3'	34"	11"	19"	23"	12	5.5
LAD-6904	4'	46"	23"	20"	28"	15	6.8
LAD-6905	5'	57"	34"	21"	34"	18	8.2
LAD-6906	6'	68"	45"	23"	39"	21	9.5
LAD-6907	7'	79"	56"	24"	44"	25	11.4
LAD-6908	8'	90"	67"	25"	50"	28	12.7
LAD-6910	10'	113"	90"	28"	61"	36	16.4
LAD-6912	12'	137"	114"	31"	74"	48	21.8

6300 Series: Extra Heavy-Duty Fibreglass Step

CSA Approved Grade 1
ANSI Type 1 – 250 lb rated

- High strength to weight ratio provides an economical alternative for general contractor and DIY work.
- Strong, non-conductive, orange "C" channel side rails.
- Widened flare for greater stability
- Slip-resistant, serrated, aluminum steps.
- Super-tough molded copolymer top.
- Heavy duty, rubber safety shoes.



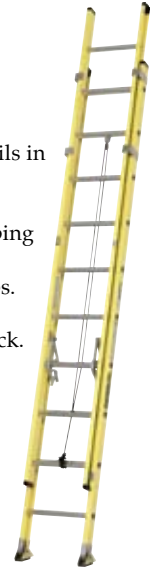
FEATHERLITE
INDUSTRIAL LADDERS

ITEM NO.	SIZE	OPEN HEIGHT	STANDING HEIGHT	BASE WIDTH	BASE DEPTH	WEIGHT	
						lbs	kgs
LAD-6304	4'	46"	23"	20"	28"	17	7.7
LAD-6305	5'	57"	34"	21"	34"	18	8.2
LAD-6306	6'	68"	45"	23"	39"	20	9.1
LAD-6307	7'	79"	56"	24"	44"	23	10.5
LAD-6308	8'	90"	67"	25"	50"	26	11.8

6900 Series: Extra Heavy-Duty Fibreglass Extension

CSA Approved Grade 1
ANSI Type 1A – 300 lb rated

- Durable, non-conductive, "C" channel side rails in high visibility, safety yellow.
- Rung through rail design.
- Heavy-duty, serrated "D" rungs prevent slipping for safe and sure climbing.
- Black ABS, high impact, non-marring end caps.
- Heavy-duty, spring loaded rung locks.
- Extra large, heavy-duty, swivel feet with ice pick.



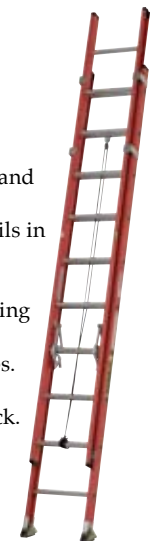
FEATHERLITE
INDUSTRIAL LADDERS

ITEM NO.	SIZE	OPEN LENGTH	BASE SECTION		FLY SECTION		WEIGHT	
			OUTSIDE WIDTH	INSIDE WIDTH	OUTSIDE WIDTH	INSIDE WIDTH	lbs	kgs
LAD-6916	16'	13'	17"	14-5/8"	16.5"	14.25"	36	16.3
LAD-6920	20'	17'	17"	14-5/8"	16.5"	14.25"	42	19.0
LAD-6924	24'	21'	17"	14-5/8"	16.5"	14.25"	50	22.7
LAD-6928	28'	25'	17"	14-5/8"	16.5"	14.25"	56	25.4

6300 Series: Extra Heavy-Duty Fibreglass Extension

CSA Approved Grade 1
ANSI Type 1 – 250 lb rated

- High strength to weight ratio provides an economical alternative for general contractor and DIY work.
- Durable, non-conductive, "C" channel side rails in high visibility, safety orange.
- Rung through rail design.
- Heavy-duty serrated "D" rungs prevent slipping for safe and sure climbing.
- Black ABS, high impact, non-marring end caps.
- Heavy-duty spring loaded rung locks.
- Extra large, heavy-duty swivel feet with ice pick.



FEATHERLITE
INDUSTRIAL LADDERS

ITEM NO.	SIZE	OPEN LENGTH	BASE SECTION		FLY SECTION		WEIGHT	
			OUTSIDE WIDTH	INSIDE WIDTH	OUTSIDE WIDTH	INSIDE WIDTH	lbs	kgs
LAD-6316	16'	13'	17"	14-5/8"	16.5"	14.25"	31	14.1
LAD-6320	20'	17'	17"	14-5/8"	16.5"	14.25"	36	16.3
LAD-6324	24'	21'	17"	14-5/8"	16.5"	14.25"	43	19.5

PH (905) 898-6906 TOLL FREE 1-877-DIAL-ISS or FAX (905) 898-1597

WEBSITE: www.internationalsafety.com



INDUSTRIAL SAFETY